



Music Starts Here



conservatory
CANADA™

BCRMTA - South Fraser Branch

Conservatory Canada's roots go back to 1891!

London Conservatory became affiliated with University of Western Ontario in 1910.

Became the Western Ontario Conservatory of Music in 1934.

Merged with Western Board of Music (existed in Western Canada) in 1997 and became...



More For Your Music

Covid Response

- 75% of students took online exam in June, the rest were able to defer up to one year to June 2021.
- All exams were held using Zoom, from student's homes to promote social distancing.
- Teachers and families were provided with technical suggestions to improve connectivity.
- Examiners reported being able to hear candidates very well, even in rural areas.
- Students are now allowed to take online exams from outside of their homes.
- Online, Flex exams will continue for the foreseeable future. In-person exams will only continue once the threat is much lower.

How Does CC Offer *More For Your Music*?

- More time with the Examiner at a fair price
- Mini lessons with the Examiner: 15 minutes at the end of the exam
- Background questions
- Improvisation and Keyboard Harmony skills
- Own Choice pieces and expanded repertoire
- Partial exams from Grade / Level 7
- Marking system using decimal gradations to 0.1
- **We have been examining online since 2007**



More For Your Music



Flexible

NEW EXAM OPTIONS



More For Your Music

Flex Theory

- All Theory is now scheduled on a flex basis
- Can be scheduled with only two weeks notice
- Teachers can assist students in finding a suitable presiding officer and venue
- The exam is sent electronically and printed by the officer and returned to the office by email
- Marking and results are released very quickly
- Teachers can organize larger theory writing sessions anytime within their studio

Publications

- **Theory** for Students, Levels 1 - 4
- New Millennium Series **Piano**, Grades 1 - 10, Classical
- New Millennium Series **Voice**, Grades 1 - 8, Classical
- **Canadian Contemporary** Repertoire Series, Level 1 - 5, CI
- **Contemporary** Piano Repertoire, Level 1 - 5, CI
- Andrew Harbridge, Technique and **Skills** Level 1 - 6, Classical and CI

eExams

Schedule when the student is ready, only 2 weeks in advance

- Using Zoom with advanced audio settings from any safe, convenient location

OR

- Using **Internet Midi** software to connect two digital pianos remotely to “share sounds”
 - Digital pianos only, laptop, skype or zoom, IM software
 - **Timewarptech.com CC2020** gives 60% to end of October
 - Examiner hears exactly what student plays in real time
 - Also great for teaching - both teacher and student require software

Two Examining Streams

Classical: Blend of traditional classical and contemporary repertoire with familiar skills

Contemporary Idioms™: Contemporary repertoire with improvisation. Sight and ear are based on classical skills. *CI students can choose contemporary repertoire with classical skills from same level.*

Grade 1 Mark Distribution

Requirements		Total Marks
Repertoire 4 pieces of varying styles	Group 1 Piece	12
	Group 1 or Group 2 Piece	12
	Group 2 Piece	12
	Own Choice Piece	12
Memory	Two marks for each piece memorized	8
Technique	Scales/Triads	16
Sight Reading	Rhythm (3) Piano Passage (7)	10
Aural Tests	Clap Back (4) Triads (3) Chord Tones (3)	10
Background Information		8
Total Possible Marks		100
*One bonus mark will be awarded for including a repertoire piece by a Canadian composer		

Grade 5 Mark Distribution

Requirements		Total Marks
Repertoire 5 pieces of varying styles	Group 1 Piece	10
	Group 1 Piece	10
	Group 2 Piece	10
	Group 2 Piece	10
	Own Choice Piece	10
Memory	One mark for each of the four Group pieces memorized	4
Technique	Scales/Triads/Chords/Arpeggios	14
Sight Reading	Rhythm (3) Piano Passage (7)	10
Aural Tests	Play/Sing Back (4) Chords (3) Intervals (3)	10
Keyboard Skills	Progression (2) Harmonization (4)	6
Background Information		6
Total Possible Marks		100
*One bonus mark will be awarded for including a repertoire piece by a Canadian composer		

Grade 8 Mark Distribution

Requirements		Total Marks
Repertoire 5 pieces of varying styles	Group 1 Piece	10
	Group 2 Piece	10
	Group 3 Piece	10
	Group 4 Piece	10
	Own Choice Piece	10
Memory	One mark for each of the four Group pieces memorized	4
Technique	Scales/Chords/Arpeggios	14
Sight Reading	Rhythm (3) Piano Passage (7)	10
Aural Tests	Play/Sing Back (4) Chords (3) Intervals (3)	10
Keyboard Skills	Progression (2) Harmonization (4)	6
Background Information		6
Total Possible Marks		100
*One bonus mark will be awarded for including a repertoire piece by a Canadian composer		

Repertoire Groups

- Repertoire lists are now divided into “**Groups**” instead of the former “Lists” and “Studies”.
- Up to Grade 5:
 - **Group 1** includes Baroque and Classical style music;
 - **Group 2** includes Romantic and Modern style pieces.
- Starting in Grade 6, **Groups are added** gradually requiring more specificity for music from various style periods.
- Teachers can still incorporate music from all style periods on the exam, as with the former system.

Repertoire

- **Own Choice** pieces do not require approval.
- **Free approval** for any piece not on the lists (scan and send to the office).
- New Millennium Series publications remain unchanged:
 - Consult new syllabus lists for new Grouping of pieces
 - New Table of Contents with new relevant Groups to be published online
 - Need to ignore old syllabus requirements in back of books
- One Group piece may be of any grade level higher.
- Consult **Contemporary Rep list** for more modern choices (online).

We renew our commitment to promoting music by **Canadian composers by awarding **one BONUS** mark for performing a piece by a **Canadian** composer.**

The exam is still marked out of 100.

**Group or Own Choice piece.
Canadian compositions are noted with an
asterisk in the syllabus lists.**

Technique

- Adds one sharp and one flat at each successive level
- Smooth transitions between levels
- Exploring some blues, whole tone, contrary motion scale patterns early on, simplifying and streamlining at higher levels
- 7th chords now labelled according to their letter name (not dominant or diminished function)
- Fewer keys to rehearse, broader review beginning at Grade 8
- Teachers can still teach broader requirements as they see fit - students are much more reluctant to rehearse these skills

Grade 4 Technique

Scales					
	Keys	Hands	Range	J=	Performance
Major	A, E ♭	Together	2 octaves	92	Legato in eighth notes
Harmonic & Melodic minor	F♯, C	Together	2 octaves	92	Legato in eighth notes
Chromatic	A, E ♭	Together	2 octaves	80	Legato in eighth notes
Pentatonic	C, F♯	Separate	2 octaves	80	Legato in eighth notes

Triads					
	Keys	Hands	Range	J=	Performance
Solid	A, E ♭ major F♯, C minor	Together	1 octave	132	Quarter notes, separated by a quarter rest
Broken	A, E ♭ major F♯, C minor	Together	1 octave	69	Triplet 8th notes

Arpeggios					
	Keys	Hands	Range	J=	Performance
Major & Minor	A, E ♭ major F♯, C minor	Separately	2 octaves	76	Eighth notes



conservatory
C A N A D A™

More For Your Music

Sight Reading

Clap rhythm and **Play** a piano passage



conservatory
C A N A D A™

More For Your Music

Ear Training

- 1. Clap or Play back**
- 2. Chord identification**
- 3. Interval identification**

Keyboard Harmony

- Begins at Grade 4, using “**Keyboard Harmony, Harmonizing Made Fun!**”, by Debra Wanless.
 - **Introductory Level 1** is used with CC Grades 4 and 5 (chords in LH, single melody notes in RH - like lead sheet reading).
 - **Intermediate Level 2** is used with CC Grade 6 (developing “keyboard” style with chords under melody note in RH, single notes LH).
 - **Advancing Level 3** is used with CC Grades 7 and 8 (“keyboard” style, chords under melody note in RH, single notes LH).
 - **Enhanced Level 4** is used with Grades 9 and 10.

WJW 045

KEYBOARD HARMONY

**HARMONIZING
MADE FUN!**

1

Introductory Level

Debra Wanless

WJW 046

KEYBOARD HARMONY

**HARMONIZING
MADE FUN!**

2

Intermediate Level

Debra Wanless & Caroline Bering

WJW 047

KEYBOARD HARMONY

**HARMONIZING
MADE FUN!**

3

Advancing Level

Debra Wanless & Caroline Bering



conservatory
C A N A D A™

More For Your Music

Grade 4 Chord Progression


- From memory
- **Keys C and G** using I and V7 chords of those keys
- Chords are labelled by letter name

C C G7 C C G7 C C G7 G7 C
(implied) (implied)

4/4

Grade 4 Harmonizing

- **“Lead sheet” style:** 3 note chords in LH, single melody notes RH
- LH chords move smoothly between voices (I chord in root position)
- Chord symbols will be given (no more “X”s at chord changes)



Grade 6 Chord Progression

Grade 6 Chord Progression

Chord Progression 1: C, G, C, C, G, C, C, G, C


Chord Progression 2: C, F, C, C, F, C, C, F, C

Functional Progression 1: I, V, I, I, V, I, I, V, I

Functional Progression 2: I, IV, I, I, IV, I, I, IV, I

Grade 6 Harmonizing

- **“Keyboard Style”**: 3 notes RH (melody note on top); single notes LH
- Chord symbols only will be given
- **Pedal** should be used
- **Keys** of C, G, and F major; A minor
- I, IV and V chords mixed into same example



Grade 8 Harmonizing

- Keyboard style: 3 notes RH, melody on top; single notes LH
- Keys: B \flat and E \flat major; D, B, G and C minor
- I, IV and V chords, using chord symbols only

The musical score is written in B minor (two sharps: F# and C#) and 4/4 time. It consists of two staves. The first staff contains measures 1 through 5, and the second staff contains measures 6 through 10. Chord symbols are placed above each measure. The melody is written on the right-hand staff, and the left-hand staff contains single notes corresponding to the chords.

Chord symbols for the first staff:

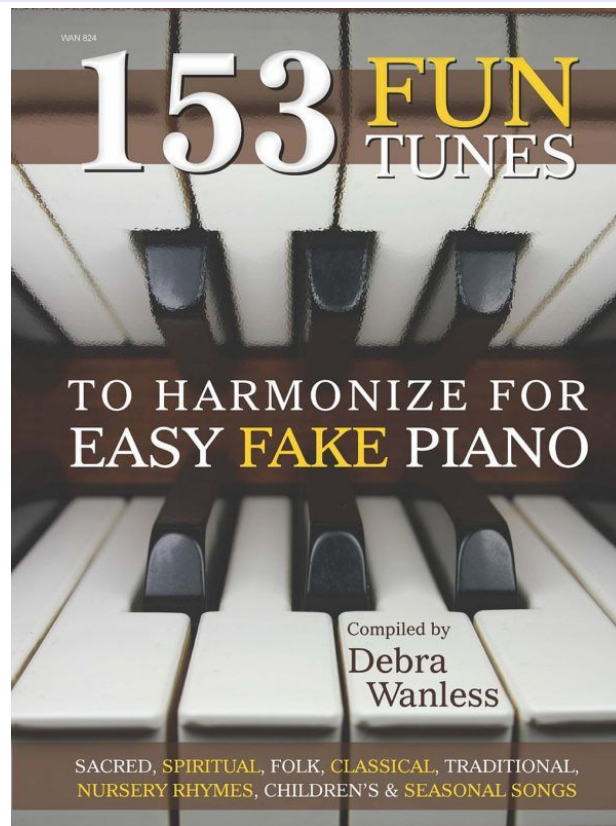
- Measure 1: Bm
- Measure 2: Em
- Measure 3: F#
- Measure 4: Bm
- Measure 5: F#

Chord symbols for the second staff:

- Measure 6: Em
- Measure 7: Bm
- Measure 8: F#
- Measure 9: Em
- Measure 10: Bm

Supplementary resource for
extra practice.

Keyboard harmony or lead
sheet reading.



Background Information remains largely the same:

- Signs, articulation, dynamic and tempo markings, musical terms
- Title, composer and key (without looking at score)
- Explain the meaning of the title
- Give relevant details about composer (starting at Grade 4)
- Questions about key structure and form will no longer be asked

Classical Vocal Syllabus Changes

- **Expanded repertoire with free approvals**
- **Addition of Musical Theater List**
- **Slightly updated skills**
- **Redistributed workload**

Contemporary Idioms Voice Changes

- **Greatly expanded repertoire lists with free approvals**
- **Condensed workload while preserving progressive skills**
- **Technical exercises have been edited**
- **Sight and Ear training skills follow classical models more closely**
- **Improvisation becoming a choice (or own choice piece), with backing tracks for practice**

Contemporary Idioms Piano Syllabus

- **Four pieces**, regardless of style (one can be from Classical lists)
- New technical requirements are more approachable (**less jazz** more pop)
- Sight Reading and Aurals follow Classical models
- Improv exercises and tests based on **American Popular Piano Etudes**
- Improvisation includes lead sheet reading OR “**options**” at higher levels
- APP **backing tracks** are available on our website (for improv tests)
- No marks for using backing tracks with pieces, but still encouraged
- Background Info includes **Applied Skills** to reinforce technique

Contemporary Idioms Breakdown of Marks

Requirements		Total Marks
Repertoire: 4 pieces of varying styles	Piece #1	12
	Piece #2	12
	Piece #3	12
	Piece #4	12
Memory:	2 marks max will be awarded for 2 pieces memorized	2
Technique:	Scales, Triads/Chords	14
Sight Reading:	Rhythm Pattern /3, Piano Passage /7	10
Aural Tests:	Clap Back /4, Major/Minor Triads /3, Chord Tones /3	10
Improvisation:	Etude /5, Lead Sheet /5	10
Background Information and Applied Skills:		6
Total Possible Marks		100



conservatory
C A N A D A™

More For Your Music

Repertoire

- Four pieces; varying “style”; at least 2 different composers
- One piece may be Classical in style (regardless of list)
- Updated Contemporary List available from our website
- All American Popular Piano Repertoire selections have been re-leveled
- Edit to condense the length of longer pop stylings
- Students can edit notation and rhythm to make level appropriate and create more realistic arrangements
- Memorize any two pieces, one mark each
- Backing tracks may still be used, but no marks awarded

Level 1 Technique

Scales/Modes	Keys	Hands	Range	J=	Performance
Scales/Modes					
Ionian/Major	C, G	Separate	2 octaves	69	Swing or Straight in 8ths
Aeolian/ Natural Minor	a, e	Separate	2 octaves	69	Swing or Straight in 8ths
Contrary Motion	C	Together	2 octaves	69	Swing or Straight in 8ths
Major Pentatonic	C	Separate	2 octaves	69	Swing or Straight in 8ths
Minor Pentatonic	a	Separate	2 octaves	69	Swing or Straight in 8ths
Blues	c, a	Separate	2 octaves	69	Swing or Straight in 8ths
Triads					
Solid	C, G, a, e	Separate	1 octave	100	Quarter notes, separated by a quarter rest
Broken	C, G, a, e	Separate	1 octave	60	Triplet 8th notes



conservatory
C A N A D A™

More For Your Music

Underlying Connections

**Major scale *to* Major Pentatonic *to*
Minor Pentatonic *to* Blues Scale**

Level 4 Technique

Scales/Modes	Keys	Hands	Range	J=	Performance
Scales/Modes					
Ionian/Major	A, E ♭	Together	2 octaves	92	Swing or Straight in 8ths
Dorian	b, f	Together	2 octaves	92	Swing or Straight in 8ths
Mixolydian	E, B ♭	Together	2 octaves	92	Swing or Straight in 8ths
Aeolian/Natural Minor	f♯, c	Together	2 octaves	92	Swing or Straight in 8ths
Harmonic Minor	f♯, c	Together	2 octaves	92	Swing or Straight in 8ths
Blues	e ♭	Together	2 octaves	92	Swing or Straight in 8ths
Triads					
Solid	A, E ♭, f♯, c	Together	1 octave	138	Quarter notes, separated by a quarter rest
Broken	A, E ♭, f♯, c	Together	1 octave	76	Triplet 8th notes
Arpeggios					
Major/Minor	A, E ♭, f♯, c	Separate	2 octaves	80	Legato, in even 8th notes

Background Information and Applied Skills

Level 4

- **Title; Composer / Arranger; Key**
- **Signs and Markings**
- **Chord creation: Play any major or minor triad starting on any key**
Convert any triad into a dominant 7th or minor 7th chord
- **Change a: F# minor pentatonic scale to an F# blues scale.**
C minor pentatonic scale to a C blues scale.
- **Comment on the style of the piece**

Sight Reading

- Clapping using contemporary rhythms
- Piano passage similar to classical stream

Ear Training

- Clap back or play back using contemporary rhythms
- Chord recognition (scales recognition in early levels)
- Identifying chord tones (early levels only)
- Interval identification (intermediate and senior levels)

Improvisation Requirement

American Popular Piano Etudes

- **Students choose any three Etudes to rehearse with the backing tracks (available for download from our website).**
- **The Examiner chooses one of the three Etudes to perform on the exam from the student's list.**
- **The student is given music from one of the modules to use as a guide.**
- **The student improvises freely, with the backing track, hands together.**

Lead Sheet Reading Level 4



conservatory
C A N A D A TM

More For Your Music

Lead Sheet Reading Level 5 and up

Ab Major A \flat D \flat E \flat A \flat B \flat min7 E \flat 7



A \flat D \flat A \flat B \flat min7 E \flat 7 B \flat min7 E \flat 7 A \flat



Lead Sheet Reading Level 5 and up

12 Bar Blues

C7

F7 C7

G7 F7 C7



conservatory
CANADA™

More For Your Music

OR...

Lead Sheet Reading Level 5 and up

Own Composition

- **Candidate will create an original composition in a key and time signature of their choice**
- **Maximum time allowed is 1 or 2 minutes (level depending)**
- **Candidate must provide a chord chart, lead sheet or score completely written out in standard notation for the Examiner.**

Conservatory Canada Teacher's Facebook page



CONSERVATORY CANADA RADIO

Host Derek Oger speaks with leading Pedagogues, Researchers, Composers, Performers and Teachers. Conservatory Canada Radio is for the curious studio teacher looking to discover the CC difference and get more for their music.

[LISTEN TODAY >](#)



conservatory
C A N A D A™

More For Your Music

Contact Information

Derek Oger, Executive Director:

derek@conservatorycanada.ca

1 (807) 355-3423

Kelly Matthews, Registrar:

kelly@conservatorycanada.ca

1 (800) 461-5367

www.conservatorycanada.ca



More For Your Music



conservatory
CANADA™



conservatory
CANADA™

Music Starts Here